

## Excelsior College Three Year Survey Results

(Updated September 2014)

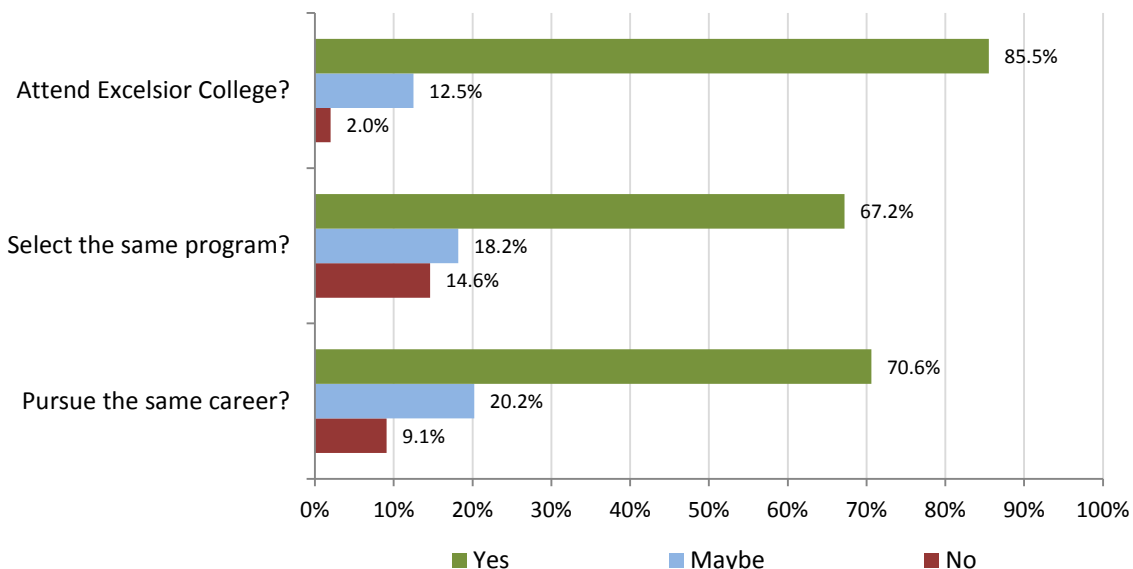
This survey is part of an effort to learn as much as we can about the experiences of our graduates in the years since completing their degrees. The data we are collecting is very important to the College as we engage in the ongoing process of program review. Alumni feedback is extremely valuable to us as their responses help ensure the quality and continued accreditation of our degree programs.

The three-year survey collects information regarding graduates' employment status, future educational plans, income status, beliefs about how well Excelsior College prepared them for work and continuing education, abilities in work-related competencies as compared to their peers, professional activities since graduation, and overall satisfaction with Excelsior College.

In the last year the Three Year Post-graduation survey was sent to 4,012 undergraduates. A total of 314 responded, resulting in a response rate of 7.8%. Respondents to the survey graduated between July 2010 and June 2011.

### Overall Impression of College, Program, and Career

**If you had it to do over again, would you:** (Attend Excelsior n = 255; Same program n = 253; Same career n = 252)



## Employment and Professional Affiliations

**Are you currently employed?** (N = 307)

- Yes, full time 87.0%
- Yes, part time 4.2%
- No, but seeking employment 3.6%
- No, and not seeking employment 2.6%
- Retired 2.6%

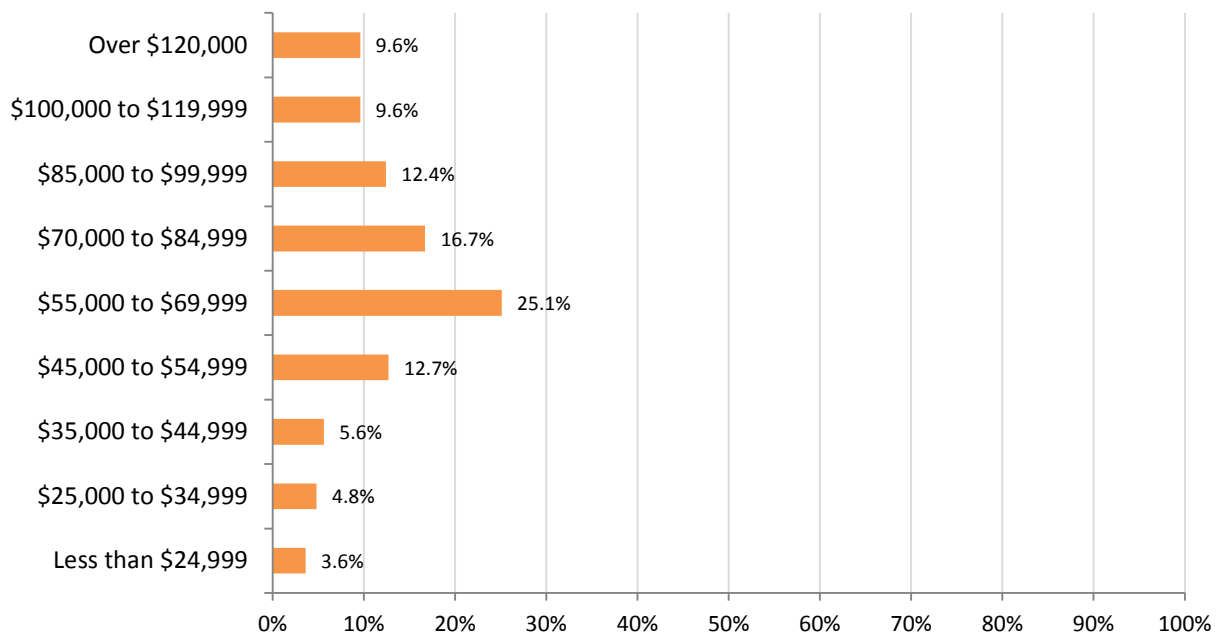
**Are you working in a field related to your selected area of study at Excelsior College?** (N = 279)

- Yes 73.8%
- No 26.2%

**Have you received a promotion in your job?** (N = 279)

- Yes 54.1%
- No 45.9%

**In which of the following ranges does your personal income fall?** (N = 251)



Since graduation from Excelsior College have/do you: (n=242-246)	% YES
Hold membership in any professional organizations	44.0
Done any presentations or workshops at professional conferences	15.5
Served as a consultant on any professional projects	17.6
Attended courses or training sessions	62.7
Hold any professional registrations, licenses or certificates	58.6
Published any articles or manuscripts in your discipline	1.7
Attended professional meetings/conferences	49.7
Achieved honors, awards, or special recognitions	37.4

### Future Educational Plans

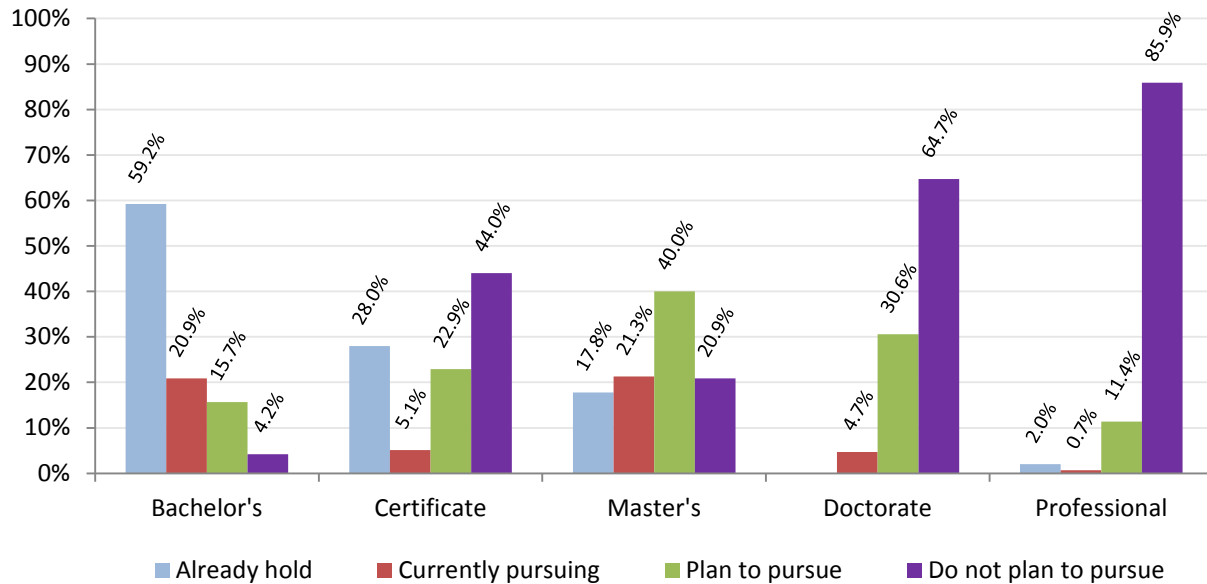
**Do you have plans to seek additional education? (N = 306)**

- Yes 76.5%
- No 23.5%

**How well do you think your Excelsior College experience, including your educational experiences prior to enrolling at Excelsior College, has prepared you to continue your education? (N = 299)**

- Very well 45.2%
- Well 41.1%
- Somewhat well 10.7%
- Somewhat poorly 1.7%
- Poorly 1.0%
- Very poorly 0.3%

Please indicate whether you hold, are currently pursuing, plan to pursue, or do not plan to pursue each of the degrees listed below. (Bachelor's n = 287; Certificate n = 175; Master's n = 230; Doctorate n = 170; Professional Degree n = 149. Percentages are displayed only for degrees with five or more responses.)



## Work Performance Abilities

Please evaluate your abilities as compared to other individuals with a position and educational background similar to yours. (n = 297-299)

<b>Compared to other employees with a similar position, I:</b>	<b>Mean</b>	<b>SD</b>
Distinguish between credible and non-credible sources of information	5.79	1.22
Analyze an issue or problem from more than one perspective	5.78	1.15
Generate alternative solutions for problems	5.74	1.14
Make reasonable inferences from data	5.67	1.17
Accurately identify problems or issues	5.67	1.19
Distinguish statements of fact from value judgments	5.67	1.22
Question judgments made by others without fear	5.65	1.25
Generate reasonable hypotheses based on the synthesis of information	5.63	1.20
Analyze complex patterns of data to develop judgments	5.62	1.21
Would rate my overall performance as...	5.85	1.13

\*Likert scale: 1 = Much worse, 4 = As well as, and 7 = Much better; SD=Standard Deviation