

## Excelsior College One Year Survey Results

*(Updated September 2013)*

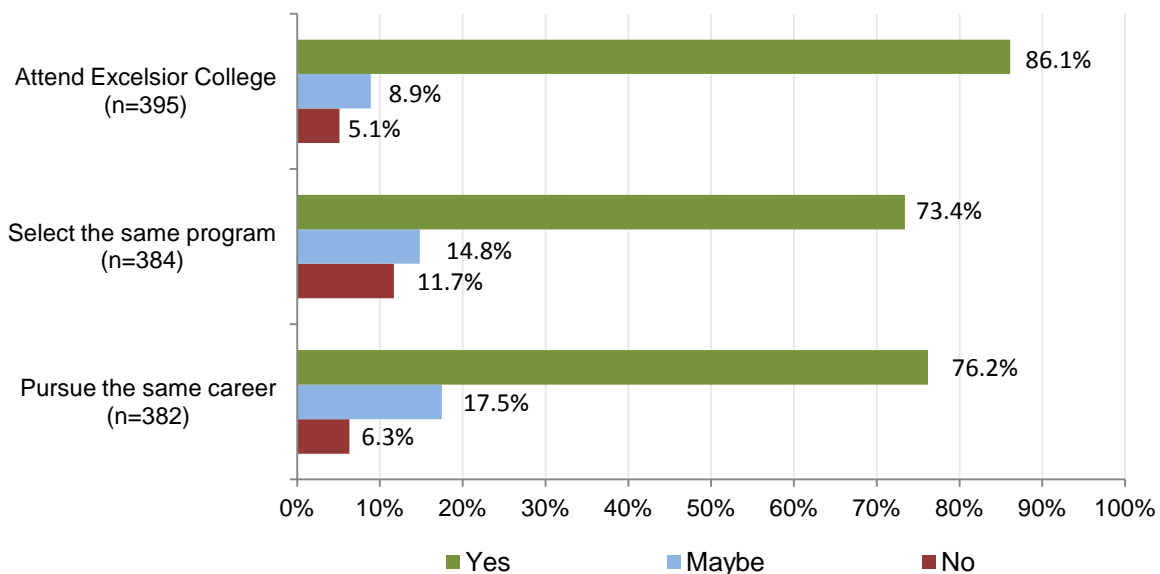
This survey is part of an effort to learn as much as we can about the experiences of our graduates while enrolled at the College. The data we are collecting is very important to the College as we engage in the ongoing process of program review. Feedback from recent graduates is extremely valuable to us, as their responses help ensure the quality and continued accreditation of our degree programs.

The one year survey collects information on graduates' satisfaction with Excelsior College, their future educational plans, current educational, employment, and income status, and impact that the educational process has had on career and educational goals.

The one year post-graduation survey was sent to 3,967 undergraduate graduates. A total of 421 responded, resulting in a response rate of 10.6%. Respondents to the survey graduated between July 2011 and June 2012.

### Overall Impression of College, Program, and Career

**If you had it to do over again, would you:**



## Employment and Professional Affiliations

### Are you currently employed? (N = 421)

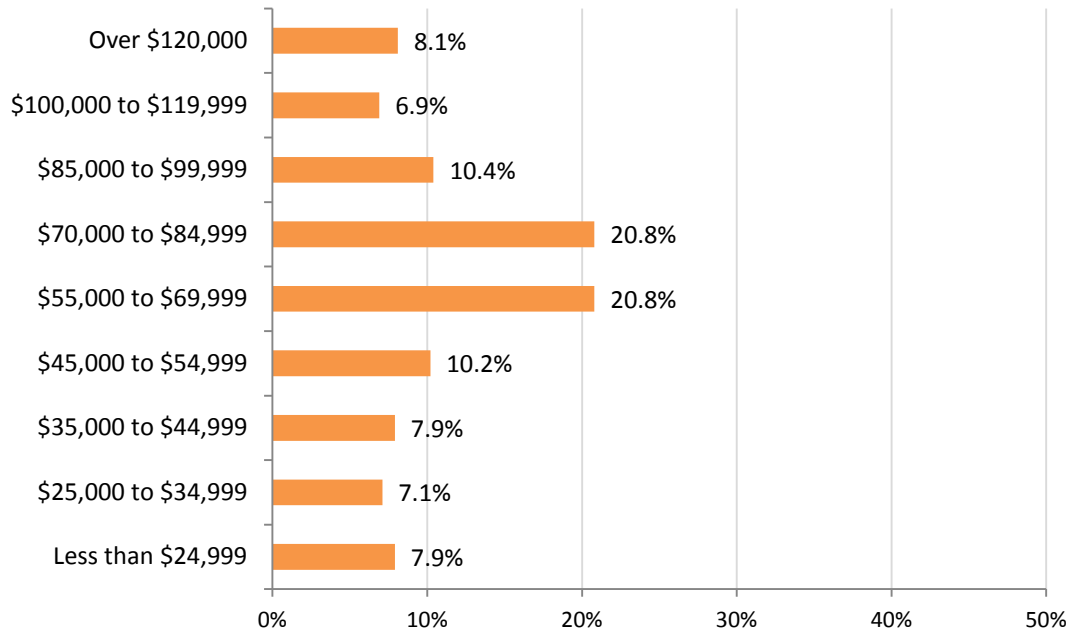
- Yes, full time 82.7%
- Yes, part time 6.4%
- No, but seeking employment 5.0%
- No, and not seeking employment 3.3%
- Retired 2.6%

### In what field are you employed? (N = 375)

- Nursing 29.6%
- Military Service 29.1%
- Computer/Information Technology 4.8%
- Health Care (non-nursing) 3.5%
- Engineering 2.9%
- Business/Management 2.4%
- Criminal Justice 2.1%
- Higher Education 1.9%
- Counseling/Social Work 1.6%
- PreK-12 Education 1.6%
- Electrical Engineering Technology 1.3%
- Public Administration 1.3%
- Other 10.4%

The following fields of employment were reported by less than 1% of respondents: accounting, communications, computer science, construction, dentistry, financial services, food services, human resources, law, library sciences, marketing/sales, nuclear engineering technology, public relations, research (health science), research (physical science), and visual/performing arts.

In which of the following ranges does your personal income fall? (N = 394)



Since graduation from Excelsior College are/have you: (n=374-421)	% Yes
Working for the same employer	73.0
Received a promotion in your job	45.5
Changed careers	17.8
Member of any professional organizations	42.5

## Future Educational Plans

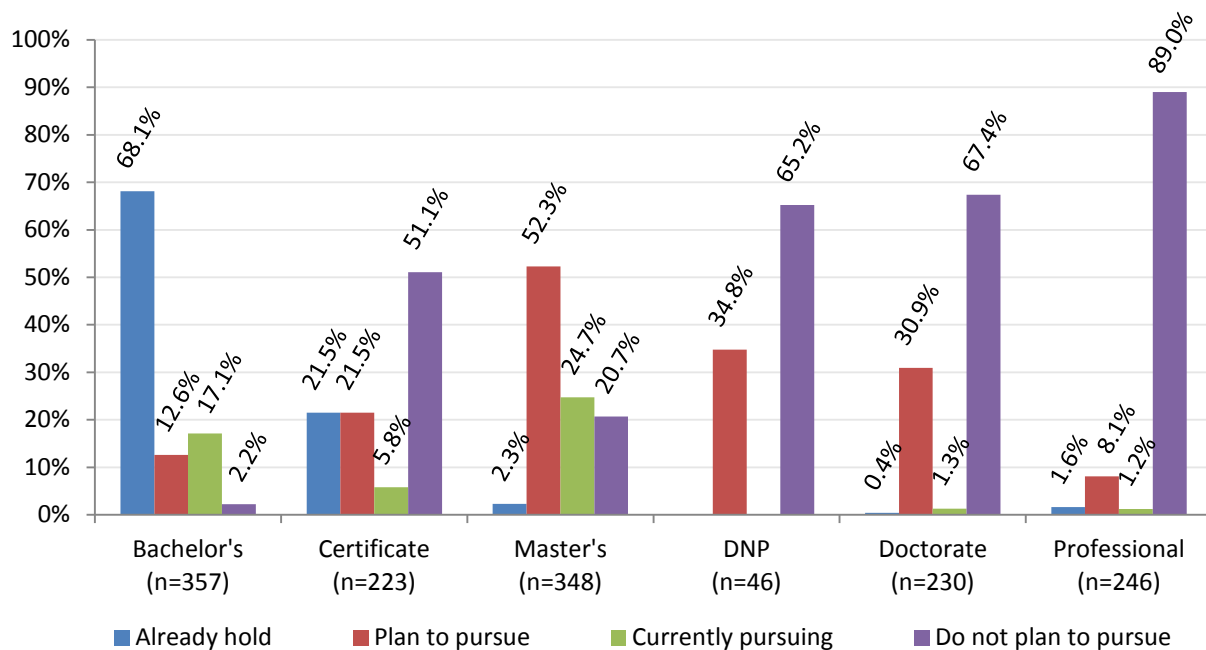
**How well do you think your Excelsior College experience, including your educational experiences prior to enrolling at Excelsior College, has prepared you to continue your education? (N = 419)**

- Very well 40.6%
- Well 44.9%
- Somewhat well 12.2%
- Somewhat poorly 1.2%
- Poorly 0.7%
- Very poorly 0.5%

**Do you have plans to seek additional education? (N = 413)**

- Yes 85.7%
- No 14.3%

**Please indicate whether you hold, are currently pursuing, plan to pursue, or do not plan to pursue each of the degrees listed below. (DNP denotes Doctor of Nursing Practice.)**



## Military Advancement and Civilian Life

**Have you ever served in the armed forces? (N = 402)**

- I have never served in the armed forces. 43.3%
- I have previously served in the armed forces. 28.6%
- I am currently serving in the armed forces. 28.1%

**Military Advancement: To what extent has your degree been helpful to you in advancing your military career? (N = 113)**

- Rating 6 (Very helpful): 39.8%
- Rating 5: 17.7%
- Rating 4: 17.7%
- Rating 3: 5.3%
- Rating 2: 0.9%
- Rating 1 (Not helpful): 18.6%

**Civilian Life: To what extent was your degree helpful in the transition to civilian life? (N = 113)**

- Rating 6 (Very helpful): 24.8%
- Rating 5: 11.5%
- Rating 4: 25.7%
- Rating 3: 11.5%
- Rating 2: 0.9%
- Rating 1 (Not helpful): 25.7%

## Preparation for Current Position

Please rate how well your education has prepared you with regard to the following skills:

(N = 362-389)

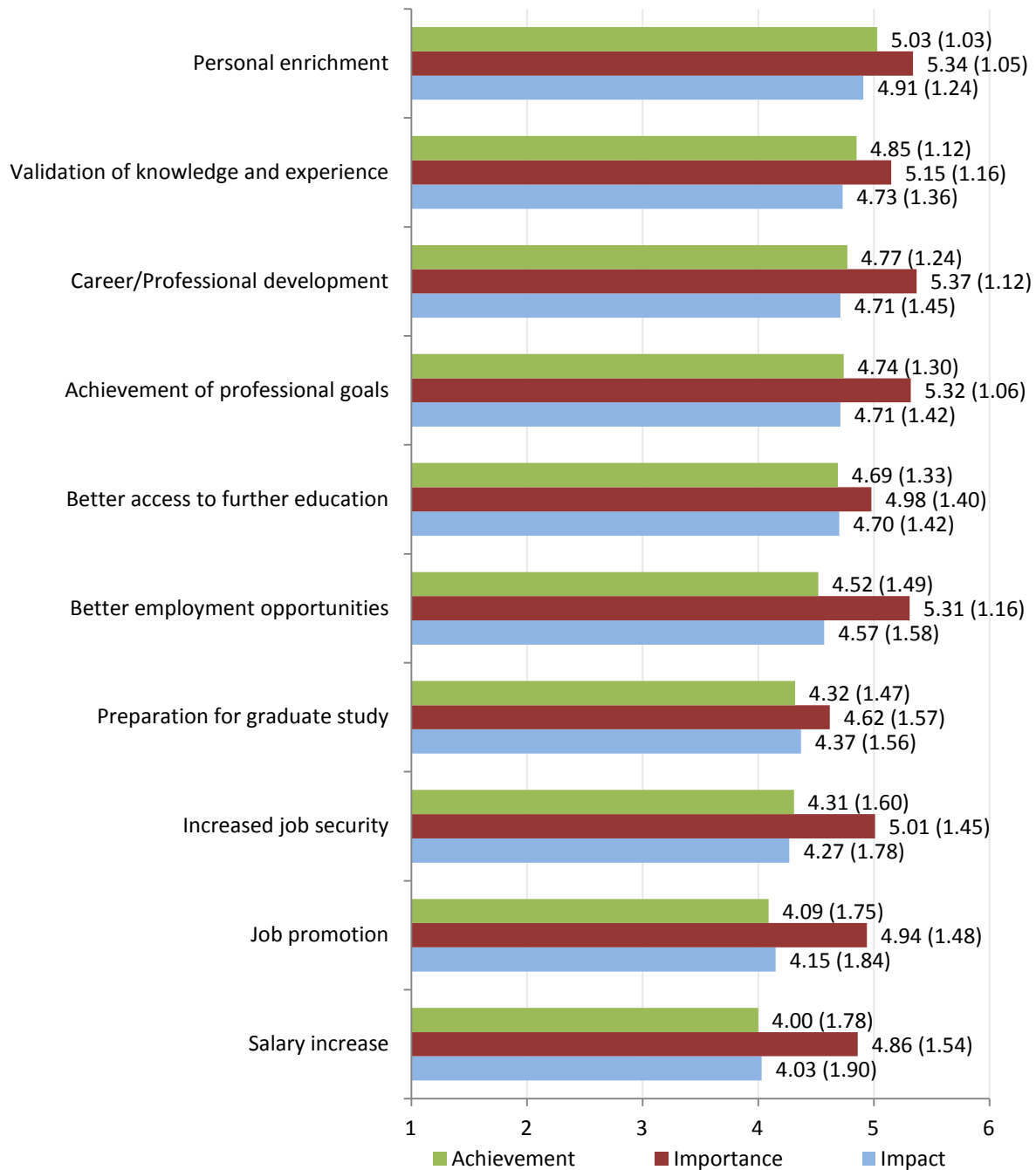
Statement	Preparation*	
	Mean	SD
Critical thinking	5.04	1.00
Writing skills	5.02	1.04
Applying knowledge to new areas	4.95	0.98
Problem solving	4.89	1.02
Accessing information databases	4.89	1.05
Communication skills	4.83	1.09
Generating innovative ideas	4.73	1.06
Computer skills and knowledge	4.69	1.10
Teamwork and socialization skills	4.69	1.22
Leadership skills	4.65	1.23
Background for current occupation	4.64	1.26
Overall, how well did your Excelsior College education prepare you for your current position?	4.75	1.20

\*Likert scale: Prepared: 1 = Very poorly prepared, 6 = Very well prepared; SD=Standard Deviation

## Career and Educational Goals

For each goal below, rate the **importance** of the goal when you enrolled at Excelsior College, the extent to which you have now **achieved** each goal, and the extent to which the educational processes leading to your Excelsior College degree had an **impact** on your achievement of these goals.

(Achievement N = 341-349; Importance N = 369-376; Impact N = 339-343.)



Likert scale: Achievement: 1 = Not at all achieved, 6 = Completely achieved

Likert scale: Importance: 1 = Not at all important, 6 = Very important

Likert scale: Impact: 1 = No impact, 6 = Great impact

Means are provided with standard deviations (in parenthesis)

## Satisfaction with Excelsior College

**Is the education you received at Excelsior College relevant to your current goals? (N = 418)**

- Yes, highly relevant 65.6%
- Yes, somewhat relevant 31.8%
- No, not relevant 2.6%

**How satisfied are you that Excelsior College helped you meet your program outcomes? (N = 419)**

- Very satisfied 81.4%
- Somewhat satisfied 14.3%
- Neutral 3.3%
- Somewhat dissatisfied 0.5%
- Very dissatisfied 0.5%

**Would you recommend Excelsior College to others? (N = 416)**

- Yes 95.0%
- No 5.0%

**Describe your overall satisfaction with your experiences at Excelsior College. (N = 420)**

- Very satisfied 76.4%
- Somewhat satisfied 18.6%
- Neutral 1.9%
- Somewhat dissatisfied 2.4%
- Very dissatisfied 0.7%