

Excelsior College One Year Survey Results

(Updated September 2014)

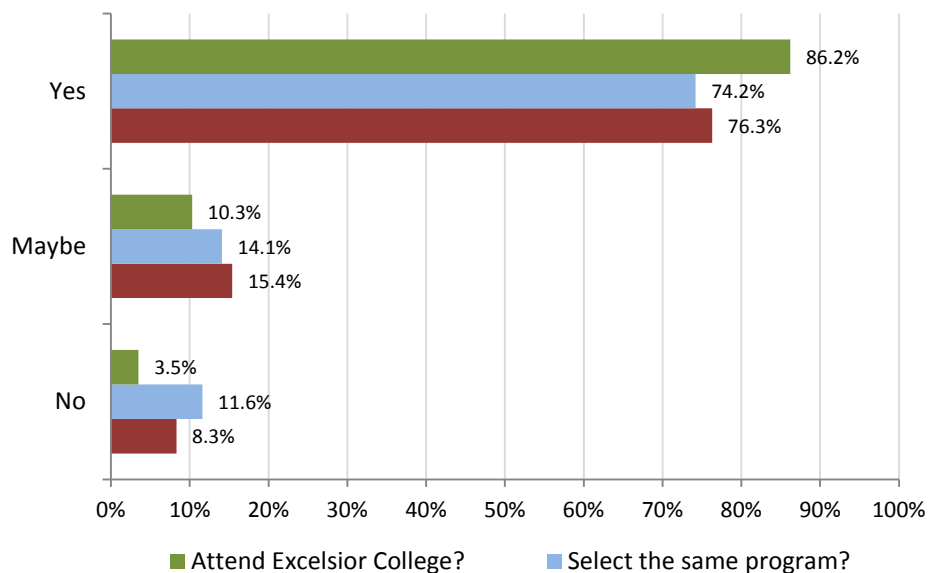
This survey is part of an effort to learn as much as we can about the experiences of our graduates while enrolled at the College. The data we are collecting is very important to the College as we engage in the ongoing process of program review. As a recent graduate of the college alumni feedback is extremely valuable to us as their responses help ensure the quality and continued accreditation of our degree programs.

The One year survey collects information on the graduates' satisfaction with Excelsior College, their future educational plans, current educational, employment, and income status, and impact that the educational process has had on these career and educational goals.

The One Year Post-graduation survey was sent to 3,776 undergraduate graduates. A total of 402 responded, resulting in a response rate of 10.6%. Respondents to the survey graduated between July 2012 and June 2013.

Overall Impression of College, Program, and Career

If you had it to do over again, would you: (Attend Excelsior n = 369; Same program n = 361; Same career n = 363)



Employment and Professional Affiliations

Are you currently employed? (N = 391)

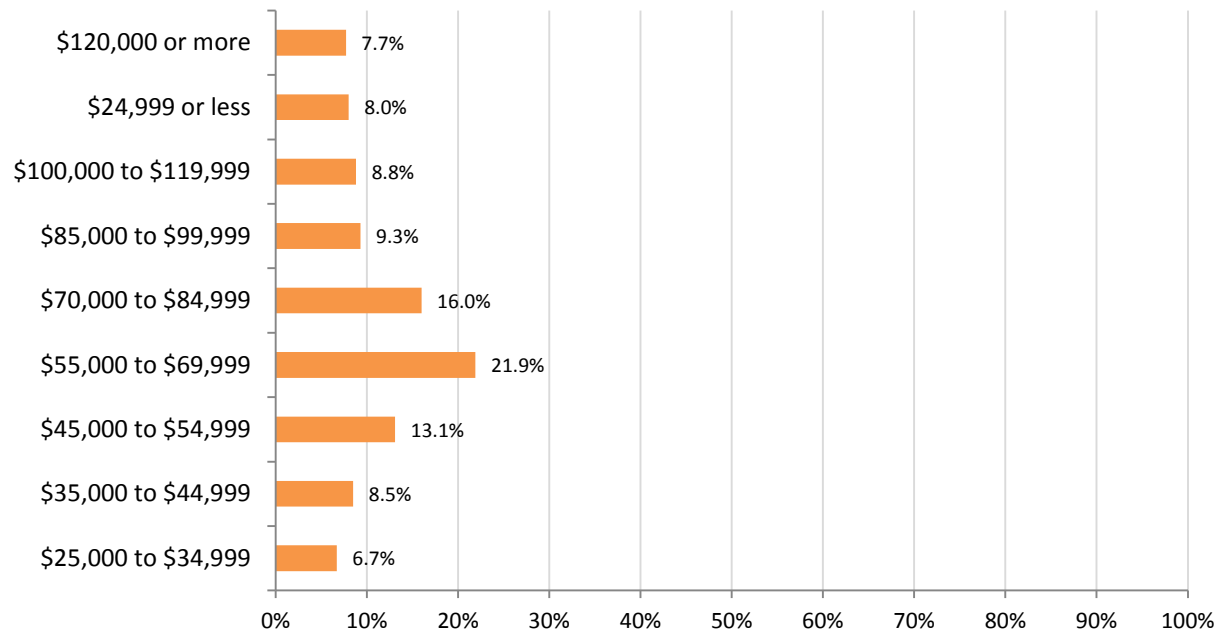
- Yes, full time 80.8%
- Yes, part time 8.4%
- No, but seeking employment 7.2%
- No, and not seeking employment 2.0%
- Retired 1.5%

In what field are you employed? (N = 322)

- Nursing 31.1%
- Military Service 28.0%
- Business/Management 4.6%
- Computer/Information Technology 4.3%
- Nuclear Engineering Technology 3.7%
- Education (preK-12) 3.2%
- Education (college/university) 2.6%
- Health Care (non-nursing) 2.3%
- Human Resources 2.3%
- Engineering 2.0%
- Financial Services 1.7%
- Accounting 1.4%
- Electrical Engineering Technology 1.4%
- Other 5.8%

The following fields of employment had less than 1% employed: Marketing/Sales, Public Administration, Communications, Criminal Justice, Holistic Health, Computer Science, Construction, Journalism, Law, Religious Ministry, Research (Health Science), and Research (Physical Science).

In which of the following ranges does your personal income fall? (N = 375)



Since graduation from Excelsior College are/have you: (n=348-390)	% YES
Working for the same employer	77.9
Received a promotion in your job	43.4
Changed careers	16.7
Member of any professional organizations	45.4

Future Educational Plans

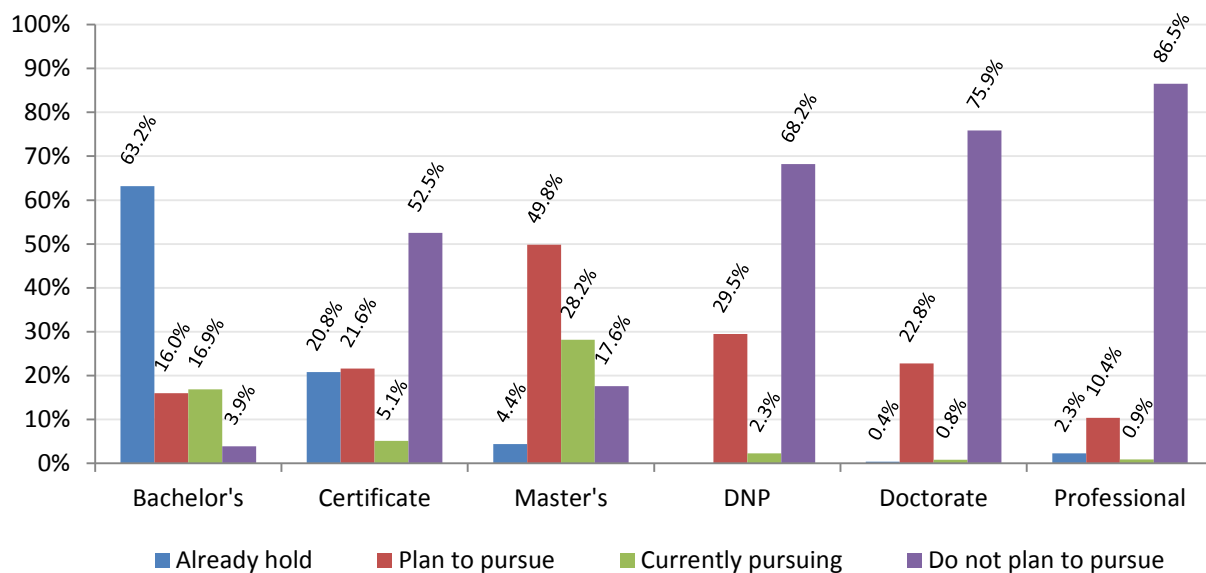
How well do you think your Excelsior College experience, including your educational experiences prior to enrolling at Excelsior College, has prepared you to continue your education? (N = 387)

- Very well 41.9%
- Well 43.7%
- Somewhat well 11.9%
- Somewhat poorly 1.3%
- Poorly 1.0%
- Very poorly 0.3%

Do you have plans to seek additional education? (N = 399)

- Yes 86.5%
- No 13.5%

Please indicate whether you hold, are currently pursuing, plan to pursue, or do not plan to pursue each of the degrees listed below. (Bachelor's n = 356; Certificate n = 236; Master's n = 319; Doctor of Nursing Practice (DNP) n = 88; Doctorate n = 237; Professional Degree n = 222. Percentages are displayed only for degrees with five or more responses.)



Military Advancement and Civilian Life

Have you ever served in the armed forces? (N = 380)

- I have never served in the armed forces. 48.2%
- I am currently serving in the armed forces. 28.9%
- I have previously served in the armed forces. 22.9%

Military Advancement: To what extent has your degree been helpful to you in advancing your military career? (N = 110)

- Rating 6 (Very helpful): 35.5%
- Rating 5: 19.1%
- Rating 4: 16.4%
- Rating 3: 6.4%
- Rating 2: 4.5%
- Rating 1 (Not helpful): 18.2%

Civilian Life: To what extent was your degree helpful in the transition to civilian life? (N = 83)

- Rating 6 (Very helpful): 33.7%
- Rating 5: 13.3%
- Rating 4: 13.3%
- Rating 3: 10.8%
- Rating 2: 4.8%
- Rating 1 (Not helpful): 24.1%

Note: For items related to Military Advancement and Civilian Life, response options ranged from 1 = not helpful, to 6 = very helpful.

Preparation for Current Position

Please rate how well your education has prepared you with regard to the following skills:

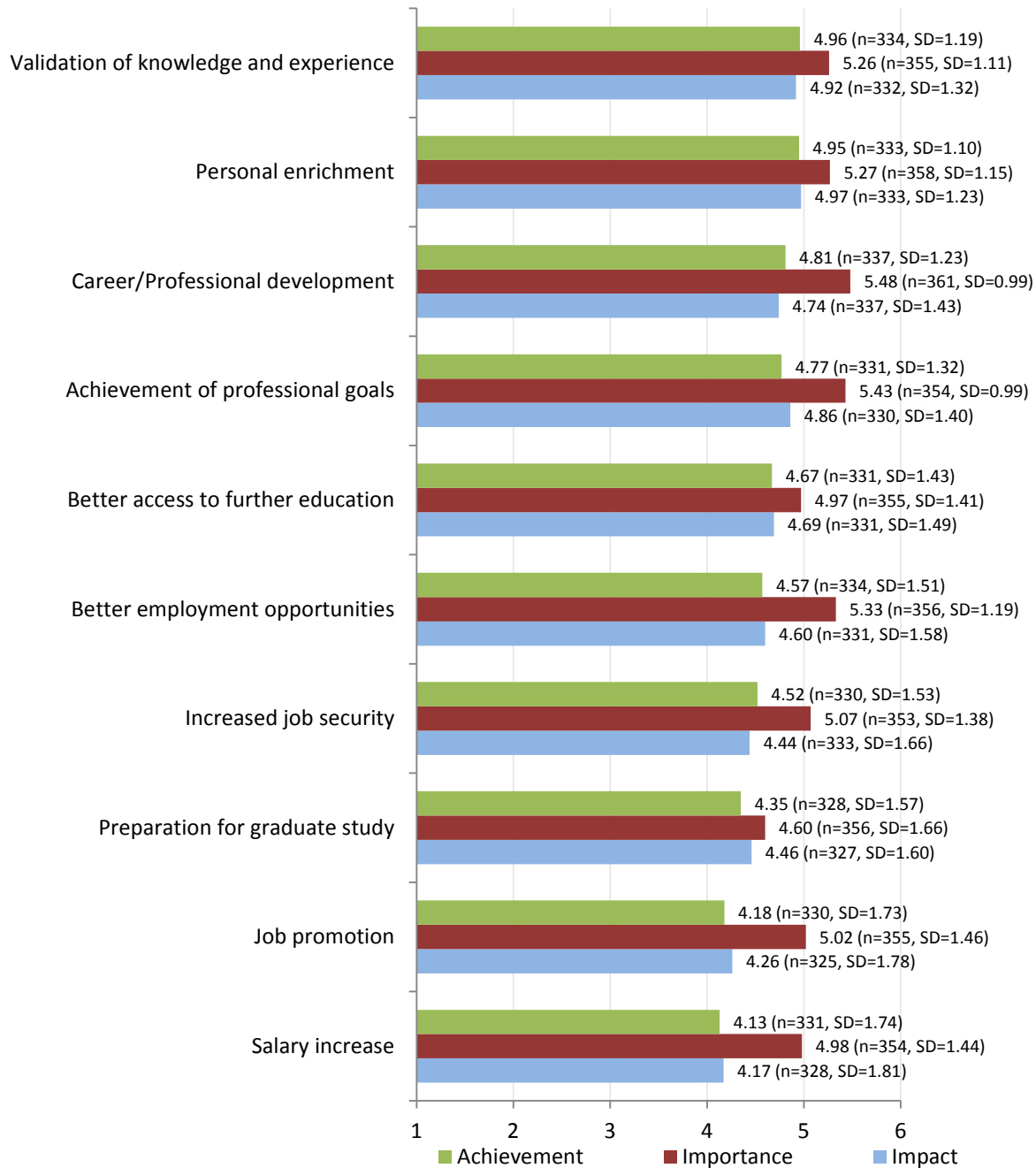
(N = 329-348)

Statement	Preparation*	
	Mean	SD
Critical thinking	5.10	1.02
Writing skills	5.02	1.05
Applying knowledge to new areas	4.98	1.07
Problem solving	4.97	1.08
Accessing information databases	4.93	1.11
Communication skills	4.93	1.13
Generating innovative ideas	4.81	1.17
Teamwork and socialization skills	4.81	1.26
Background for current occupation	4.79	1.23
Computer skills and knowledge	4.72	1.22
Leadership skills	4.72	1.27
Overall, how well did your Excelsior College education prepare you for your current position?	4.81	1.20

*Likert scale: Prepared: 1 = Very poorly prepared, 6 = Very well prepared; SD=Standard Deviation

Career and Educational Goals

For each goal, rate the **importance** of the goal when you enrolled at Excelsior College, the extent to which you have now **achieved** each goal, and the extent to which the educational processes leading to your Excelsior College degree had an **impact** on your achievement of these goals. (Mean ratings)



Likert scale: Achievement: 1 = Not at all achieved, 6 = Completely achieved

Likert scale: Importance: 1 = Not at all important, 6 = Very important

Likert scale: Impact: 1 = No impact, 6 = Great impact

Satisfaction with Excelsior College

Is the education you received at Excelsior College relevant to your current goals? (N = 400)

- Yes, highly relevant 70.5%
- Yes, somewhat relevant 25.8%
- No, not relevant 3.8%

How satisfied are you that Excelsior College helped you meet your program outcomes? (N = 400)

- Very satisfied 77.0%
- Somewhat satisfied 18.3%
- Neutral 2.8%
- Somewhat dissatisfied 1.3%
- Very dissatisfied 0.8%

Would you recommend Excelsior College to others? (N = 396)

- Yes 96.0%
- No 4.0%

Describe your overall satisfaction with your experiences at Excelsior College. (N = 400)

- Very satisfied 72.3%
- Somewhat satisfied 22.5%
- Neutral 3.3%
- Somewhat dissatisfied 1.3%
- Very dissatisfied 0.8%